



WELCOME BACK,
WILDAY WILDCATS!

Back to School 2020- 2021

YOUR BUILDING ADMINISTRATION

Ms. Tomeeko Hunt, Principal

Contact: Thunt@roselleschools.org or (908) 298- 2040

Mr. Dale Fields, Vice Principal (Grade 8 Team Leader)

Contact: dfields@roselleschools.org or (908) 298- 2040

Ms. Victoria Lih, Vice Principal (Grade 7 Team Leader)

Contact: vlih@roselleschools.org or (908) 298- 2040

Ms. Ann Oslin -School Secretary

Contact: aoslin@roselleschools.org or (908) 298-2040

IT'S A **TEAM** EFFORT @ GWJHS

Students are grouped into grade- level learning cohorts at GWJHS.

GRADE 7 TEAMS (VPLih): Caracals, Cougars

GRADE 8 TEAMS (VPFields): Vipers, Omnipotents

Alleycats; VP&A, WL, CTE, & PE

DEPARTMENT OF GUIDANCE AND SCHOOL COUNSELING

Mrs. Rebecca Richardson, Grade 7 Counselor

Contact: Rrichardson@roselleschools.org

(908)346-1602

Mr. Jason Hernandez, Grade 8 Counselor

Contact: Jhernandez@roselleschools.org

(908)298-2066 Ext. 3368

WELCOME CLASS OF 2026

My Name is
Mrs Richardson
and I am your
School
Counselor for
the next 2
years.



I look
forwarding to
helping you
with all your
Academic,
Social and
Emotional
needs.

WHAT CAN I DO FOR YOU?

- I am here to help you handle things that may be too tough to handle on your own, trouble in classes, issues with friends, something going on outside the classroom or at home, are you stressed, anxious or worried, do you get angry or frustrated.
- I will work with students, parents and teachers to have you be successful in class.
- Other services I provide include Bullying Prevention and Intervention, Intervention and Referral Services, Social and Emotional Learning through guidance lessons, and many other programs throughout the year.

DOES THE SCHEDULE
HAVE YOU.....



YOUR PHYSICAL EDUCATION CLASSES AND VISUAL OR PERFORMING ART ELECTIVES ARE EVERY OTHER DAY. 7TH GRADE HAS PE ON DAY A AND ELECTIVE DAY B AND 8TH GRADE HAVE THEIR ELECTIVE DAY A AND PE DAY B. MONDAY SEPTEMBER 14 IS AN A DAY, TUESDAY 9/15 A B DAY AND SO ON.

OTHER SPECIALS ARE ASSIGNED BY SEMESTERS AND QUARTER, 7TH GRADE WILL START WITH THEIR WORLD LANGUAGE MPI AND MP2 AND HAVE COMPUTERS AND FINANCIAL LITERACY THE SECOND HALF OF THE YEAR, WHILE GRADE 8 HAS FINANCIAL LITERACY EITHER MPI THE COMPUTERS MP2 OR COMPUTERS MPI AND FINANCIAL LITERACY MP2 AND WILL HAVE THEIR WORLD LANGUAGE THE SECOND HALF OF THE YEAR

WELCOME BACK, EIGHTH GRADE CLASS OF 2021!!!

Hello Students, parents and the entire Roselle community! Mr. Hernandez here wishing you all an awesome 2020-2021 school year!!!



WHAT IS MR. HERNANDEZ HERE FOR?

- Academic Achievement
- Personal and Social Development
- Anti-Bullying
- I&RS
- Parent Assistance
- Teacher Assistance

ONLINE, SYNCHRONOUS LEARNING WITH SCHOOLOGY

Schoology Etiquette:

- Cameras must be ON! Students should wear their school shirts daily.
- Students must attend each class period on their schedule.
- Students should not enter/ leave a virtual classroom.
- Tardiness (after 5 mins) & absences count! Do your best to be there!
- Be respectful of your classmates and your teachers. Always.

NEED HELP? TRY:

Schoology help email:

schoologyadmin@roselleschools.org

Technology help email:

helpdesk@roselleschools.org

Genesis help:

aoslin@roselleschools.org and/ or (908) 298- 2040 x 7066

DAILY EXPECTATIONS

- Scholars should arrive on time, each period and each day for synchronous learning. Period 1 starts at 8:30 am and is longer to *include* homeroom.
- Students should always maintain their best behavior; be respectful of yourself and others.
- Remember that consequences CAN be issued, if your behavior disrupts the learning environment in your classes.
- Come prepared to work hard and learn everyday.
- Ask for help, when you need it! We're here to help you!

Daily Schedule

During Virtual Learning, we will operate on the half-day schedule. Supplemental assistance will be provided daily from 1:30- 3:00 pm. Your teachers will provide their availability.

Period (s)	Time(s)
Homeroom	8:30 - 8:44
1	8:44 - 9:01
2	9:03 - 9:29
3	9:31 - 9:57
4	LUNCH/Recess - 9:59 - 10:25
5	LUNCH/ Recess - 10:27 - 10:53
6	LUNCH/ Recess - 10:55 - 11:21
7	11:23 - 11:49
8	11:51 - 12:17
9	12:19 - 12:45

TITLE I/ BSI

What is Title I?

Title I, Part A, is a federal program that provides funds to assist schools with a high percentage of students from low-income families to help ensure that all children meet challenging state academic standards.

How did we decide to use these funds?

- We analyzed our latest academic, social-emotional, and attendance data.
- We determined the areas of greatest need.
- We looked for barriers that prevented our students from making the achievement they needed.
- We developed the following goals:

TITLE I/ BSI

2020-2021 Goals




1. Increase the percentage of students making learning gains in Language Arts Literacy by 10% over the 2019–2020 school year.
2. Increase the percentage of students making learning gains in Math by 10% over the 2019–2020 school year.
3. Decrease the number of office referrals by 5% as compared to the 2019–2020 school.




TITLE I- STRATEGIES TO MEET THESE GOALS



Supplemental Instruction:

- 
- Push-in/Pull out support for students who need Basic Skills assistance
 - After School Tutoring Program
 - Summer Program
 - Parent Information Sessions
- 
- 
- 



We need your help to
reach our 2020-2021
goals!!!

Parent involvement has more impact
on student achievement than any
other factor!

What can you do???

- Encourage Attendance: Let your child know that school is important by making sure s/he is in school and on time every day. **EVERY DAY COUNTS!**
- Use Parent Portal on Genesis to stay informed of your child's:
 - ❖ Grades
 - ❖ Attendance
 - ❖ Assignments
 - ❖ Behavior
- Communicate with your child's teacher
- Attend Parent Events



TITLE I/ BSI

Thank you for being part of our school family!

We are here for you!

908-298-2067

Tanya Comas & Vertonia Estil-Sauveur

Title I Teachers

Jennifer Nieves & Raquel Sousa

Instructional Coaches

William Jones, Title I Supervisor

The logo for i-Ready Diagnostic, featuring a stylized 'i' with a blue and green square above it, followed by the text 'i-Ready Diagnostic' in a black sans-serif font.

i-Ready Diagnostic

A green, fuzzy cartoon character with a single eye and a smile is holding a long orange string. At the end of the string is an orange cartoon character with a wide, open-mouthed smile, wearing a black and green striped shirt. The background is a light gray with various faint educational icons like a pencil, ruler, calculator, and books.

Preparing
for the next
i-Ready Diagnostic

Prepare Your Student for Their Assessment(s)

- It is important to remember that the main purpose of these assessments is to allow *i-Ready* to personalize your student's online learning path and provide information to your student's teacher(s) so they can best meet students' needs.
- In regular circumstances, students take their *i-Ready* assessments at school, but during these special times they might need your help in providing a supportive environment to take assessments at home. Click [here](#) for guidance and tools to help when your student is taking an *i-Ready* assessment at home.



Support Your Student While Working on Lessons at Home

EXPLAIN to your student how working on *i-Ready* will help them continue their learning while they are away from school, prepare them and their teachers for coming back to school, and help ensure they are ready for their next grade level.

MAKE A PLAN together with your student on how to spend their time at home and when they will work on their learning activities. It can be helpful to put the plan in writing and post it somewhere visible. As you make the plan, follow any guidance you received from your student's teacher on what they should work on. Use these Fridge Tips in [English](#) and [Spanish](#) to help maximize learning, keep students engaged and avoid frustration when learning at home.

SHARE the experience with your student. Both of you can become familiar with the different parts of the [student dashboard](#), and you can learn with your student as they complete a lesson.

ENCOURAGE your student to take each lesson and quiz question seriously. Emphasize “thinking before clicking,” because just clicking through will not be a productive use of their time nor reflect what your student actually knows. Remind your student to read passages in their entirety, use paper and pencil to solve math problems, and use the tools that appear at the bottom of the screen in some lessons.



Support Your Student While Working on Lessons at Home

TRACK AND DISCUSS PROGRESS. Regularly review progress with your student using the My Progress page. Please ask your student's teacher for guidance on how many minutes they should spend on lessons each week as schools have discretion on what they assign. Our recommendation is that your student should aim for 45 minutes of *i-Ready Personalized Instruction* per subject per week while passing at least 70 percent of lessons.

CELEBRATE your student's progress. Celebrating milestones such as passing a lesson or reaching a specific goal can help keep your student motivated. You can share celebrations with the rest of the family and even decide on a fun activity as a reward. You can use these [fun trackers](#) as you and your student discuss and keep track of progress.

FOLLOW YOUR TEACHER'S GUIDANCE. As you plan how your student will spend their learning time, your student's teacher is your best resource for ensuring there is variety in the activities they work on beyond the time they spend on online learning.



Useful Links for Parents

- [Parent/Family Guide to i-Ready](#)
- [Commonly Asked Questions](#)
- [Supporting Your Student at Home](#)
- [i-Ready Family Center](#)

SUPPLEMENTAL INSTRUCTIONAL MATERIALS

Grade- level supplemental materials will be handed out at GWJHS to parents from 9 am- 3 pm.





SOCIAL DISTANCING

In accordance to the New Jersey State Guidelines for your safety and ours. Only employees of the Roselle Public Schools will be permitted to enter the building. In the event that you must come to GWJHS you must make an appointment in advance. No one will be permitted to enter the building without a mask and temperature check.

GWJHS Hours - 8:00 AM - 3:00 PM



HAVE A PAWSTASTIC SCHOOL YEAR!

Remember:

ALL STUDENTS MATTER

